

***GREYHOUND PET ADOPTIONS
OF CENTRAL FLORIDA
OWNERS MANUAL***



Table of Content

Acclimation	5	Housebreaking	8
Alone for the First Time	10		
Baby Gates	11	Introducing with other Pets	7
Celebrating Greyhounds	27	Introduction	3
Change of Address	22	Low Thyroid	13
Exercise	19	Membership Application	26
Jogging Companions	19	Obedience Classes	21
Flea Control	19	Pacing and Panting	6
Food	14	Sleeping Arrangements	11
Adding Other Foods in		Steps	6
Diet	16	Suggested Reading	23
Bloat	16	The Wardrobe	12
Feeding	15	Thievery & Chewing	20
Gastrointestinal Problems	17	Using A Crate	9
Moisten the Food	15	Trust	4
Rawhide and Bones	17	Vacation	22
Storage Containers	15	Veterinarian	
Switching Brands	15	Calling Your Vet	12
Commandments	25	Spaying/Neutering	13
Greyhounds and Children	7	Your First Appointments	12
Grooming Your Greyhound	17	Ways to help	27
Ears	18	What to do if your Grey	
Teeth	18	becomes lost	24
Toenails	18	Windows and Mirrors	6

Check our Website www.floridagreyhounds.com

INTRODUCTION

This manual is your reference guide to successfully having a retired racing greyhound as a happy, healthy, treasured pet. The information we provide is based upon collective decades of experience with greyhounds.

One word you will read repeatedly is “supervision”. In no way do we suggest that a retired racing greyhound should be turned loose in your home, and expected to be a perfect dog from Day One. A greyhound does not come to you as a “finished product”. You share no common language with this dog. It knows nothing about the rules of your household, or valuable collections of books, or Teddy Bears. A greyhound is not a beautiful statue to be admired, placed on a shelf, and dusted; it lives, it breathes.

The first discovery of consequence is that the kitchen is the center of the universe. This is where “The Keeper of the Food” HIDES the food. If left on the counter, the food is fair game.

Advice is worthless if it isn’t followed. Some circumstances require time and effort on your part. If you are willing to invest the time and the effort, you will probably succeed. There is no such thing as a dumb question about greyhounds. We want progress reports, especially in the first few days, and weeks. A telephone call to your Representative can lead to a wealth of new information. Even if you have experience with dogs, a person experienced with retired racers can sometimes offer a new approach that works with this breed. If you have a question or a problem, call your GPA Placement Representative.

We WELCOME Volunteers. Please call any GPA Representative for information about volunteering or the various events we attend. Greyhounds are welcome at many events throughout the year. Plan to bring your greyhound to Woofstock, our annual reunion. It’s a wonderful opportunity to meet other greyhound owners, and to share in a day of fun for the whole family.

YOU ARE ABOUT TO EMBARK ON AN ADVENTURE THAT YOU WILL TREASURE FOR THE REST OF YOUR LIFE.

First Printing: April 2001
Second Printing: January 2004
Third Printing: September 2005
Fourth Printing: September 2011
Fifth Printing: March 2013
Sixth Printing: January 2015
Seventh revision: December 2016



TRUST - A DEADLY DISEASE

By: Sharon Mathers

There is a deadly disease stalking your dog, a hideous, stealthy thing just waiting its chance to steal your beloved friend. It is not anew disease, or one for which there are inoculations. The disease is called **trust**.

You knew before you ever took your puppy home that it could not be trusted. The breeder who provided you with this precious animal warned you, drummed it into you head. Puppies steal off counters, destroy anything expensive, chase cats, take forever to house train, and must never be allowed off lead!

When the big day finally arrived, heeding the sage advice of the breeder, you escorted your puppy to his new home, properly collared and tagged, the lead held tightly in your hand. At home, the house was "puppy proofed". Everything of value was stored in the spare bedroom, garbage stowed on top of the refrigerator, cats separated, and a gate placed across the door to the living room to keep at least part of the house puddle free. All windows and doors had been properly secured, and signs placed in all strategic points reminding all to "**CLOSE THE DOOR!**"

Soon it becomes second nature to make sure the door closes .9 of a second after it was opened and that is really latched. "**DON'T LET THE DOG OUT**" is you second most verbalized expression. (The first is "NO") You worry and fuss

Even though the greyhound you get is not a puppy in age, he is like a puppy in maturity. This article, which is also a true story, is very relevant to those adopting a retired racing greyhound.

constantly, terrified that your darling will get out and a disaster will surely follow. You friends comment about whom you love most, your family or the dog. You know that to relax your vigil for a moment might lose him to you forever.

And so the weeks and months pass, with your puppy becoming more civilized every day, and the seeds of trust are planted. It seems that each new day brings less destruction, less breakage. Almost before you know it, your gangly, slurpy puppy has turned into an elegant dignified friend.

Now that he is a more reliable, sedate companion, you take him more places. No longer does he chew the steering wheel when left in the car. And darned if that cake wasn't still on the counter this morning. And, oh yes, wasn't that the cat he was sleeping with so cozily on your pillow last night?

At this point you are beginning to become infected. The disease is spreading its roots deep into your mind.

And then, one of your friends suggests obedience. You shake your head and remind her that your dog might run away if

allowed off lead, but you are reassured when she promises the events are held in a fenced area. And, wonder of wonders, he did not run away, but came every time you called him!

All winter long, you go to weekly obedience classes. And, after a time, you even let him run loose from the car to the house when you get home. Why not, he always runs straight to the door, dancing a frenzy of joy and waits to be let in. And, remember he comes every time he is called. You know he is the exception that proves the rule. (And sometimes late at night, you even let him slip out the front door to go potty and then right back in.)

At this point, the disease has taken hold, waiting only for the right time and place to rear its ugly head.

Years pass -- it is hard to remember why you ever worried so much when he was a puppy. He would never think of running out the door left open while you bring in the packages from the car. It would be beneath his dignity to jump out the window of the car while you run into the convenience store. And when you take him for those wonderful long walks at dawn, it takes only one whistle to send him racing back to you in a burst of speed when the walk comes too close to the highway. (He still gets into the garbage, but nobody is perfect!) *This is the time the disease has waited for so patiently. Sometimes it only has to wait a*

Year or two, but often it takes much longer.

He spies the neighbor dog across the street, and suddenly forgets everything he knew about not slipping outdoors, jumping out windows and coming when called due to traffic. Perhaps it was only a paper fluttering in the

breeze, or even just the sheer joy of running....

Stopped in an instant. Silent forever -- Your heart is broken as his still beautiful body.

The disease is trust, the final outcome --- hit by a car.

Every morning my dog Shah bounced around off lead exploring. Every morning for

seven years he came back when he was called. He was perfectly obedient, perfectly trustworthy. He died fourteen hours after being hit by a car.

Please do not risk your friend and your heart. Save the trust for things that do not matter.

Acclimation From Kennel to Home

This period can last a few days, weeks, or months. Dogs are individuals, just as children are. Have patience, and be consistent. Give lot of positive reinforcement. Call your GPA Placement Representative on a regular basis, to advise him/her of your dog's progress. We are here to assist you.

Greyhounds love to run. This is what they were born to do. It is our experience that the more opportunity your dog has to walk and run in the first few weeks, the easier the transition from athlete to family pet. Greyhounds experience stress, confusion, anxiety and excitement during the acclimation period. Allowing them to run every two to three days eases the stress.

ALWAYS RUN YOUR GREYHOUND IN A FENCED AREA. GREYHOUNDS CANNOT BE TRUSTED WHEN OFF A LEAD OR OUTSIDE OF A FENCED YARD, EVEN WITH OBEDIENCE TRAINING. ACCEPTING THIS FACT IS PART OF YOUR ADJUSTMENT TO BEING A RESPONSIBLE GREYHOUND OWNER.



Greyhounds are not wise to traffic and other dangers. They can be severely injured, or killed, crossing streets. Running through briars and sharp branches can cause deep cuts to skin and muscle tissue. Remember, the greyhound is second only to the Cheetah, as the fastest land mammal.

Greyhounds can see up to half mile away. What we see as many unfenced acres, is just a microcosm to a Greyhound, a few seconds of travel. We can't say this clearly enough: **IF YOU TRUST YOUR GREYHOUND OFF-LEAD WITHOUT BENEFIT OF A FENCE, THE RISK IS DEATH.**

WINDOWS AND MIRRORS

Tap on windows to let the dog know they are solid surfaces. Greyhounds sometimes try to walk through glass doors, screens, or mirrors. Decals on windows at dog eye level are essential, as are ribbons hanging from screens.

PACING AND PANTING

Greyhounds will usually pace the floor and pant when brought into a home for the first time. Panting does not always indicate that a dog is overheated. They will also display this behavior when they are nervous.

Frequent walks are in order, to acclimate the dog into thinking of your yard as the turnout pen he is accustomed to. Being anxious puts stress on bladder and bowels. Your new greyhound may not have the communication skills necessary to tell you that he or she has to go out. There is no universal signal. Some will simply stand and stare at you, while others may whine softly or pace the floor. Be observant.



STEPS/STAIRS

Can you imagine how frightening steps look to a dog who has never seen them before? The best approach is to help him, one paw at a time, heaping on the praise for each little accomplishment. If necessary, treats can be offered as encouragement. The dog may balk like a mule, or try to take the whole flight of steps in a single bound.

Very often, a greyhound can maneuver the front end, but has not idea where the hind legs are. Encourage the dog to do as much as he can on his own, and then assist by moving the legs for him. He will feel relief when his

paws are firmly positioned again. Going down steps sometimes requires a little restraint, as the dog may want to leap. **Of course, you could carry him, but self-reliance needs to be encouraged to develop self-esteem, and for safety.**

Some new greyhound owners have reported that once their dog had mastered the steps; he was observed practicing his new skill, as if to say, “Look at me!! I’m so proud!!”

INTRODUCING YOUR GREYHOUND TO OTHER PETS

If you have stated that you have cats in your home, we have chosen a dog for you that tested well with a cat. However, you will need to teach your dog to respect your cat. We have provided you with a muzzle, and we believe that, with proper handling, your dog will adapt successfully.

The initial introduction should be made with a muzzle and a leash on the dog. If the dog shows any sign of aggression or excess interest, give a quick jerk on the lead, saying sternly, **“NO CAT!”** Immediately, praise the dog when he looks away from the cat. Greyhounds want very much to please the people around them. Emphasize positive reinforcement and show the dog that the cat is a loved, and valued member of the family.

Chasing the cat is simply not acceptable behavior. When it is apparent that the leash is no longer needed, keep the muzzle on the dog, until you are confident that he is not going to react in a negative manner to the cat.

ALWAYS ERR ON THE SIDE OF CAUTION. Also, be aware that greyhounds can accept an indoor cat, but may chase the same cat outdoors. If questions or problems arise, call your GPA Placement Representative.

If you have other dogs, the initial introduction should be made on neutral territory. Some experts recommend rubbing some of your cologne (as head of the pack), on the hindquarters and necks of both dogs before the introduction. Praise and pet both dogs. Quickly correct any aggressive behavior on the part of either dog. Allow friendly interaction, and expect curiosity. Take them for a 5-10 minute walk and bring them both inside. Separate the food dishes, and supervise at mealtimes.

Although we have greyhounds in homes with many other types of pets, supervision and care should always be exercised.

GREYHOUNDS WITH CHILDREN

Harder on greyhounds than bossy cats, are small children. Greyhounds are normally patient and gentle with children. However, even mild-mannered greyhounds have limits. They do not appreciate being stepped on, laid upon, or manhandled. Nor should you expect a greyhound to share beds or crates with children. Canines can be protective of sleeping spots, rawhide bones, and toys. Most greyhounds do not like to be startled from a sound sleep. If you need to awaken



the dog, call his name first, so as not to startle, and call the dog to come to you.

Small children should not be left unsupervised with any dog. The greyhound

will need to have a balance between interaction with the family, and a quiet place to rest when the activity of the household gets tiring. It is normal for a greyhound to sleep a lot. We think the word “couch potato” was added to the dictionary in 1993 just in **honor of the greyhound**.

At the same time you are teaching the dog proper behavior with children, the children

must be taught to respect the dog as a living creature, capable of feeling pain, fear and possessiveness. If the children are too young to understand that a dog chewing a bone should not be bothered, give the dog a bone only when the children are not present. **Supervision and good judgment on your part are the keys to success.** If you have questions or problems, call your GPA Placement Representative.

HOUSEBREAKING

The typical greyhound is easily housebroken. If you are following the advice given under “Pacing and Panting”, you are watching your dog. If you catch you greyhound in the act of soiling in the house, quickly say your code word for “outside” and immediately take the dog out. Praise the dog lavishly, within two seconds, of the time he finishes. Treats can be offered as positive reinforcements, when the dog has gone where you want him/her to go.

CLEAN UP away from the dog’s sight, if there has been an indoor “accident”. We recommend using one of the enzyme products that eat away stain and odor. *Nature’s Miracle* and *Outright* are but two of the products available at your local pet stores.

Do not hit the dog, or rub his nose in “accidents”. This will only increase his anxiety. Dogs have short-term memory in relation to their actions, and your reactions. If you fail to catch the dog “in the act”, quietly clean up, and chalk it up to experience. If the dog is choosing one room over the



others, perhaps a baby gate across the doorway will alleviate the problem. Increasing freedom in small doses is a wiser approach, than allowing total freedom, and a negative pattern to be established. Crating, perhaps confinement to one room, and supervision, are the keys to success. When you see progress, allow access to other rooms, with supervision. Bells hanging on doorknobs have been used successfully to train dogs to indicate when they need to go out.

Males take longer to “empty out” than females, due to their tendency to mark territory. Chronic marking of territory in the house, means that the dog has too much freedom and not enough supervision. With thorough enzyme clean up and supervision, the problem is usually resolved.

Sometimes a housebreaking problem can be medical in nature, such as a urinary track infection. We have encountered cases where



a greyhound owner scoffed at the suggestion that the problem was medical, when in fact, it was. Bacteria or crystals in the urine can cause a dog to exhibit abnormal behavior. If your housebroken dog suddenly starts urinating in the house, veterinarians recommend collecting a urine specimen, and having it analyzed. To collect a urine specimen, simply unbend a coat hanger, and make a handle to hold a small container. Leash walk the dog and slip the container underneath at the appropriate moment.

With any housebreaking problem, it is a good idea to rule out medical causes before proceeding. A dog with diarrhea cannot be expected to wait eight hours before needing to relieve himself. It is a simple matter to collect a stool specimen with a small plastic bag or a clean medicine bottle, and a Popsicle stick. Sometimes protozoa can take over the intestinal track, and prescription medication is required to restore the balance. Internal parasites are often difficult to detect. A dog can test negatively for worms if the worms are not shedding eggs at the time of the examination. Your veterinarian will advise you of the appropriate steps to take.

USING A CRATE


Your greyhound is used to being kept in a crate at the track. It is not a form of punishment but a safe haven for the dog (if needed), when you can't be there to supervise. It is a tool to be used wisely, in the transitional phase. Crating should be done daily, until the routine has been established for at least a

A greyhound may be unaccustomed to doing business when being leash-walked, but be patient and heap on the praise when the dog succeeds. If it is raining, one must relax and be in a happy mood, so the dog will relax the sphincter muscle and relieve him/herself.

NEVER TIE A GREYHOUND OUTSIDE, UNDER ANY CIRCUMSTANCES!!!!

Greyhounds do not understand being tied, and in the frantic struggle to escape, can be severely injured. Greyhounds have been known to chew at themselves and/or the leash to get loose. There is also a very real risk that a greyhound will break his neck, if he tries to run while tied. This is not an acceptable solution to housebreaking problems. Neither is leaving the dog outside, unattended, in a fenced yard for long periods of time.

Greyhounds can suffer heat exhaustion or heat stroke in summer, or hypothermia in winter. A dog can always find a way to escape the confinement of a fenced yard. He could even be stolen. **GREYHOUNDS ARE INDOOR DOGS.** Contact your GPA Placement Representative if you have questions or problems.



couple weeks. Make it the most wonderful place in the house. Place the crate in an area of family activity or near sliding glass doors or

windows, not in a garage or basement, away from the family. Use washable bedding during the acclimation period.

Try practicing closing the door of the crate, with the dog inside when you are at home. Weaning your greyhound away from the crate should be started with short periods of time alone, gradually building the time, until the dog feels secure without it. Your greyhound should always have access to the crate, with the door open, when you are at home.

The crate should be the same size or larger than the GPA Crate that was loaned to you. It measures 42" x 28" x 32" high.

We have found that retired racing greyhounds are very individual in their behavior. If you

have resisted the idea of crating, you may want to reconsider. If you have been advised that your dog definitely needs a crate, please follow the advice. It is not a life-sentence, and can be a valuable aid in training. Again, we stress that this is **NOT A PUNISHMENT**, and never should be used as such. It is cruel to deprive a dog of a crate if he needs that sense of security and protection.

Some greyhound owners have reported that they were glad they had crate trained. They were able to revert to it in circumstances such as traveling, change of family schedule or illness or injury of the dog, when supervision wasn't possible. If you have any questions or problems, call your GPA Placement Representative.

ALONE FOR THE FIRST TIME

A greyhound should be trained to be alone from the beginning. Teach him to be his own best friend. If allowed, he can bond so quickly to his family that he develops separation anxiety when left alone. This can result in destructive behavior, whining, barking, or housebreaking problems. A dog gets anxious because his favorite person is gone, not because he is spiteful. Prevent constant contact, and always allowing him to follow you. It isn't fair to him, if you condition him to expect constant companionship, and then suddenly leave to go to work. A greyhound suffering from severe anxiety may need to be crated for several weeks or months into the adjustment period. Fortunately, this isn't the case for most dogs.



When leaving your dog alone, start with short periods of time, and gradually increase the time as you see progress. Make your leaving and arriving home a very low-key and ordinary event. Leave the radio on (no talk shows), as greyhounds are used to music 24 hours a day. Close doors to rooms that are off-limits. When leaving, give a special treat, such as a marrowbone. An old t-shirt with body odor on it can be comforting. Say your parting phrase, such as "Guard the House" or "I'll Be back".

When you go to work, arrange to have a neighbor or a relative visit during the day to

take the dog outside for a few minutes. Greyhounds are very schedule-oriented, and have been used to a different schedule from yours.

NEVER PUT THE GREYHOUND ALONE IN A ROOM AND CLOSE THE DOOR! More than likely, you will come home to destruction. Greyhounds do not understand closed doors, and will sometimes try to tear their way out during

acclimation. Gradually adjust your dog to being alone behind closed doors. A crate is the best solution for a greyhound that requires confinement, since it is a familiar concept.

Patience and consistency will teach your greyhound that you love him, and will always return when you leave. If you have questions or problems, call you GPA Placement Representative.

BABY GATES

Some greyhounds can be confined behind a baby gate, while others cannot. Choose the designated room, and try it when you are a home. If the dog lies down after a few minutes, and appears to be comfortable with the arrangement, it might work. If there is pacing, panting, and anxious behavior, chances are that the dog will not be behind the gate when you return home. Practice using the gate, and supervise, before you try leaving the house with the dog behind the gate.

SLEEPING ARRANGEMENTS

The easiest transition happens when a greyhound is allowed to sleep in an adult's room, on his own blanket or bed. Confinement is acceptable to greyhounds when there is human companionship. It is wise to close the door, or put a baby gate across the doorway. This way, if the dog has to go out during the night, he will hopefully awaken you with his restlessness.

The best type of bed for a greyhound is one that is a pillow-type, with a washable cover, and filled with shredded foam or similar filler. Soft bedding is a necessity, due to the greyhound's lack of body fat and padding on elbows, and other joints. Some greyhounds are allergic to cedar chips that are in some of the commercial bedding.



THE WARDROBE



Your GPA Central Florida Greyhound came with a special collar, friendly choker and leash. This **Humane sight hound “Choker”** is the type of collar the greyhound needs to wear at all times when walking. Greyhounds have a very narrow head and neck and can slip regular collars. Our GPA identification tag is to be kept on the dog. Order your personal ID tag and also place it on the dog collar. The

Humane, nylon, choker collar is fully adjustable and should be tight enough that it cannot be slipped over both ears at once.

In cool weather, if you intend to be outside for an extended period of time, your greyhound should wear a sweater or blanket. In cold weather, a coat is a necessity. The best type of coat for a greyhound is one that is lined for warmth, and slips over the head, blanket style rather than one requiring legs to be put into sleeves. If additional information is needed, call your GPA Placement Rep.

CALL YOUR VETERINARIAN

You have brought your new dog home, and you're off to a good start. NOW is the time to call your veterinarian and make an appointment. Your veterinarian should have experience with our beloved greyhounds. You should be able to communicate, and feel comfortable with this person. After all, you have been advised of the greyhound's sensitivity to anesthesia, and your dog's very

life depends upon this person's skill and experience. Please make a copy of the anesthesia protocol and take it to your veterinarian. There have been tragic cases where greyhounds died because veterinarians did not realize just how sensitive greyhounds are.

YOUR FIRST APPOINTMENT

The initial examination allows your veterinarian to log in some basic information on your greyhound's medical record. Your veterinarian will want to see proof of vaccinations and verify that a blood test was negative for heartworm. He or she will advise you of the proper weight for your greyhound, and whether weight gain is necessary. Take a stool sample to be checked for worms that

may not have been detected in the pre-adoption examination. If your greyhound has been recently spayed or neutered, your veterinarian should examine the incision to be sure it is healing properly.



You were given a six-month supply of “Heart Guard Plus” in the adoption package. It is important to keep your greyhound on preventive heartworm medication year round.

Your greyhound will need to be examined by your veterinarian once a year, for a check-up. Vaccinations are given at the time of the

annual examination. It is important to keep vaccinations up to date, as this is the best prevention against the most common canine diseases. A stool sample should be checked at least once a year to rule out worms. Veterinarians require a blood test annually, or bi-annually, to rule out heartworm.

SPAYING AND NEUTERING

It is our policy to have all retired racing Greyhounds spayed or neutered prior to adoption. Spaying and neutering does not change the basic personalities of our pets, but it does make them better, healthier pets. The obvious reason to spay and neuter is to prevent breeding. The proven health benefits include prevention of some type of cancer of the reproductive system, and decreased risks of certain other health problems.

LOW THYROID CONDITION IN GREYHOUNDS



We have heard about a number of greyhounds being evaluated for low thyroid condition soon after adoption. Sometimes, for no reason other than a thin hair coat, a veterinarian will run a T4 blood test. If this reading is below the range considered normal for most dogs (1.0 to 4.0), the vet will prescribe thyroid hormone supplements. Before you have your dog tested, or begin this therapy, you should read the following information, which we have compiled from greyhound literature, and our own experiences over the last several years.

- When you adopt a greyhound, it is under a great deal of stress from exposure to a whole new way of life. It may be newly spayed or neutered. Greyhounds frequently receive various medications at the track (i.e.. females not spayed are kept on hormones to prevent going into heat). Any of these factors could cause or contribute to low thyroid test results.
- Some dogs react to the adoption process by becoming withdrawn, but perk up after a few days in their new home. Greyhounds are normally low energy dogs, saving their strength for the chase. Unless there are serious symptoms of low thyroid levels (extreme lethargy, depression, lack of appetite) you should wait at least six to eight months before you consider testing for low thyroid levels. This will allow time for your dog's system to stabilize to the new diet and environment and will give a truer reading of your dog's

health. We feel that hair loss alone is not a serious symptom. It may be the result of rubbing on the crate in the kennel or the general stress of the racing life. It should, in most cases, come back with a good diet and a little care from the new owner.

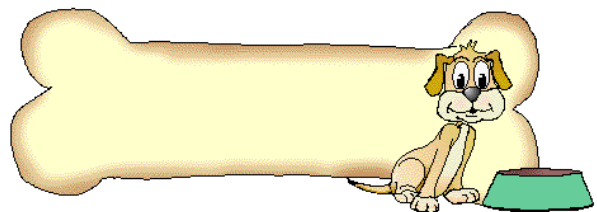
- When testing thyroid levels, always check three (3) factors, T3, T4, and TSH (thyroid stimulating hormone), following the University of Michigan protocol. Together, these three factors give a more accurate appraisal of the condition of your dog's thyroid. **Greyhounds are typically in the lower range (near 1.0 for T4).** Current thinking is that this may be normal for greyhounds. **We have seen greyhounds that became aggressive when medicated to higher levels.**
- Once started on thyroid medication, the body's ability to produce the natural hormones can be suppressed. The dog may have to be kept on medication for the rest of his life although some dogs have been successfully removed from all medication with good results.
- **Disclaimer: We are not veterinarians. All animals are individuals, and these statements will not apply to all animals, at all time, under all circumstances. You should consider the potential problems that can arise when deciding on treatment for thyroid conditions.**

FOOD

A good quality dry good should be the basis of your greyhound's regular diet. Some recommended brands of adult maintenance diets for greyhounds are Nutro Max, Purina Pro Plan, IAMS and Sensible Choice. These are readily available in pet stores and sometime at local feed stores.

In general, most grocery store brands do not provide high quality nutritional value. Of the grocery store brands, Purina One is a good quality food.

Read the ingredients. Meat (not meat by-products) should be the First and Predominate ingredient. Corn and Corn meal are fillers. Avoid products that have corn or a starch listed first.



If your greyhound has been in a foster home, and is doing well on a particular brand of food, this is the food you should buy. Changing the food can lead to an unnecessary digestive problem, in addition to the stress of adjusting to a new home. Greyhounds have sensitive digestive tracts, and may develop gas, diarrhea, and/or vomiting from food they can't digest properly. Your GPA Placement Rep knows best. If you have any questions or problems, please call for advice.

FOOD STORAGE



Dog food should only be stored in containers made for food storage. Trash cans, trash bags, and other containers not made for food storage can contain dangerous chemicals that may be absorbed by food. Take the same precautions that apply to the people in your family. If a container wasn't manufactured for food storage, don't use it for that purpose.

SWITCHING BRANDS

If your dog is doing well on a good quality dry food, there is no need to switch brands. If you need to change the brand, do so gradually. Start with a three to one ratio for a few days. If all goes well, try a ratio of 50/50 for a few more days, and then make the complete changeover. Don't invest money in a 40-pound bag of food, unless you are sure that your dog does well on it. Start with a small bag.

FEEDING



Raised stands, holding stainless steel food and water bowls, are recommended for greyhounds. Plastic bowls can harbor bacteria, especially as they accumulate scratches. Stainless steel bowls are more sanitary, and should be flat-bottomed to allow the food to spread out, to slow the dog's food intake. Feed multiple dogs or animals in separated areas. This will avoid food aggression.

A raised stand needn't be expensive. A stand for a single bowl can be made by cutting a hole for a bowl in the snap top lid of a five gallon plastic bucket (the type kitty litter comes in). An inverted plastic wastebasket with the bottom cut out holds a single bowl, and comes in decorator colors.

Two smaller meals per day are recommended for greyhounds, rather than one large meal per day. The amount of food will depend on the body weight, exercise and metabolism of your dog. Average greyhounds eat four to six cups of food per day (half in the morning and half in the late afternoon or early evening). You have probably discussed the amount of food with your Placement Rep. Food intake can always be adjusted according to the changing needs of your dog. In general males should gain 5 to 7 pounds above their race weight and females 3 to 5 pounds. Obesity can substantially shorten your greyhound's life.



MOISTEN THE FOOD

Most greyhounds "bolt" their food. They gulp a mouthful of food, and swallow it whole without chewing. This is why large chunky food is not recommended. Moisten the dry kibble with an **EQUAL** amount of warm tap water, to prevent choking or

coughing. (Float the dry food) Feed immediately while the kibble is still crunchy, which is better for your dog's teeth. Most greyhounds eat more slowly a few weeks into the acclimation period.

BLOAT

As with any deep chested breed, greyhounds should not be exercised freely for at least one half hour before eating and one hour after eating or drinking a lot of water. However, they can be leash walked. This helps to prevent a condition called "bloat", which causes the dog's stomach to turn, resulting in pain, potential emergency surgery, and sometimes death.



For a greyhound's health, and well being, strenuous exercise and food intake should be monitored. Allow at least one half hour of rest before meals. If he/she does not eat the scheduled meal within fifteen minutes, remove the food. Allow at least one hour of rest after eating.

Free feeding (leaving food out all day) is a dangerous practice, especially if the greyhound is allowed to run, and you have no idea when he ate, or how much food was consumed. Even more dangerous is the combination of free feeding with a fenced yard and a "doggie door". Spoilage of the food is also a risk when food is left sitting. This can lead to digestive upsets or serious illness.

The symptoms of bloat can mimic the signs and symptoms of other disorders. Pay attention to abnormal behavior exhibited by the greyhound, such as unusual pacing and panting, an inability to get comfortable, excessive stretching, intestinal upsets, gas, trying to vomit, acting agitated, etc. In general, if your greyhound is not acting "quite right" call your veterinarian, immediately. **BLOAT is a medical emergency.** Your dog's life may depend upon your fast action.

ADDING OTHER FOODS TO THE DIET

If you wish to add vegetables, olive oil, or a bit of canned food to your dog's diet, please wait a few days to be sure his digestive system is on an even keel. This way, if your greyhound develops a digestive problem, you will know the probable cause, and you can discontinue that food. Holiday leftovers, such as turkey (or turkey skin), ham and gravy can bring on a violent case of colitis.

Chocolate and grapes/raisins can be fatal. Onions can also be toxic.

Use common sense. Feed the dog before the family eats, and don't allow begging at the table. If you want your dog to be maintained on a well-balanced doggy diet, go easy on the treats and extras. It is human nature to be amused by a dog's reaction to new foods, but we must consider the dog's well being above all else.

RAWHIDE AND BONES



Chewing rawhide and bones can also help to keep your dog's teeth clean. **BUY ONLY AMERICAN MADE RAWHIDE.** Imported brands often contain dangerous chemicals. Most greyhounds prefer rawhide bones that aren't too large. The compressed bones tend to last longer, so the dog doesn't ingest great quantities of rawhide. If your dog is consuming a lot of rawhide, try to find types that are less easily destroyed.

Thick beef marrowbones or large knuckle bones (boil for 10 minutes or bake in oven) are a real treat for dogs. Avoid poultry and pork bones, which can splinter, causing internal punctures, choking, or impaction. Only large, thick beef bones should be given, not round steak bones, or T-bones. When in doubt, check with your veterinarian.

GASTROINTESTINAL PROBLEMS

Greyhounds from the track sometimes have loose stools during their acclimation. Diarrhea can be caused by something the dog ate, stress, infection, disease, or parasites. Discontinue vegetables and canned good. An adult dosage of Imodium AD or Pepto Bismol given once in the morning and once in the evening may help. Feed dry kibble (with equal parts water), mixed half and half with cooked rice or pasta.

Call your veterinarian

- **If the diarrhea continues more than a couple of days**
- **If you see blood in the stools**
- **If your dog begins to vomit or have diarrhea**



GROOMING YOUR GREYHOUND

It isn't unusual for a new greyhound to suddenly start shedding a short while after adoption. Changes in climate, water, diet, and stress can cause it. After that, shedding is minimal, except for "blowing the coat" a couple time a year.

A grooming glove, a rubber curry brush, or a short bristle brush can be used to keep the coat in good condition, removing loose hair, and dead skin. A tablespoon of olive oil can be added to the food to help alleviate dry skin in winter. "Linatone" and "Lipiderm" are two of the commercial products, which contain essential fatty acids.

Greyhounds normally stay cleaner longer than other breeds. Bathing is usually not required more than once a month. Of course, this is with regular brushing, and rinsing the feet to remove salt, mud, etc.

Use only shampoo and products made specifically for dogs. Be careful to avoid getting water in the ears. When you think you've rinsed enough, rinse again. Soap residue left on the dog can cause itching and dry skin. Flea products will be covered later.

Hint: In a shower stall, attaching a hand held shower wand assists in easy bathing of the greyhound.

EARS can be cleaned with a Q-tip dipped in witch hazel or alcohol, or a commercial product obtained from your veterinarian. Never probe deeper than you can see, as the eardrum can be injured. Baby Moistened Diaper Wipes work exceptionally well for cleaning the ears also. If a discharge or bad odor is present, your dog may have an ear infection. Consult your veterinarian.

TOENAILS can be trimmed at home, nipping off tips, and avoiding cutting the "quick". In light colored nails, it is easy to see the fleshy part to avoid. In dark nails, it is difficult. Exercise great care. Have a styptic powder or pencil ready (such as "Kwik Stop") to treat any bleeding that may occur. Trim nails approximately once a week at first, until the "quick" begins to grow shorter. Your veterinarian will trim your dog's toenails for you, as will a local groomer.

TEETH – good dental hygiene can be maintained at home, following the program recommended by your veterinarian. Ideally, your greyhound's teeth should be brushed every day after the last meal. In addition to this, your veterinarian should clean the teeth periodically. A number of products are available for canine dental hygiene. There are toothbrushes, flavored enzyme toothpastes, cleaning solutions, etc. Your veterinarian will tell you the procedure, and the products best suited to your dog.

Do not buy instruments to scale the teeth at home. This creates "etching" (tiny grooves) on the teeth, which collects food particles. Scaling and polishing should be left to the professional, following the maintenance program he or she suggests.



FLEA/TICK CONTROL

**PLEASE EXERCISE CAUTION
WHEN USING FLEA CONTROL
PRODUCTS ON YOU GREYHOUND!!
THE RISK IS POISONING. There are
flea collars, sprays, topical treatments,**

**and pills, which can cause illness and/or
death.**

At one time, it was enough to say: Never put a flea collar on a greyhound. Safe products are sprays that contain natural-based

pyrethrins, such as Adams, or Zodiac water based pyrethin sprays. Safe to use, but questionable value, are herbal collars, brewer's yeast and garlic tablets, and ultrasonic flea collars.

Science and technology have rapidly changed the entire approach to flea control. It is generally accepted that PROGRAM is NOT a safe tablet to administer to greyhounds. Advantage and Frontline are topical treatments that can also be used safely on this breed. They attack the nervous system of the flea, and the manufacturers claim they will not be absorbed into the blood stream of the dog. Frontline is the only Topical that is effective on Ticks. The Preventic Collar has been safely used on greyhounds for tick control.

Once fleas have been introduced into your home, you may have to treat the premises

with an Insect Growth Regulator (IGR). Let it dry for two or more hours before exposing the dog to it. When using both flea sprays and shampoos, stick to the same brand for chemical compatibility. Remember to vacuum regularly and dispose of the bag. Wash bedding as needed.

As new products become available, our best advice is to ask questions, and investigate. Is the product absorbed into the blood stream? Is it a proven non-carcinogen? Has it been tested on greyhounds? **WHEN IN DOUBT ABOUT THE SAFETY OF A PRODUCT CONSULT YOUR VETERINARIAN. Refer to the periodic updates on flea control in the newsletter**

EXERCISE



himself. In addition to that, a long, brisk walk

All dogs need exercise. If you don't have a fenced yard, four to six walks per day are required to establish your schedule, and allow the dog to relieve

is needed for exercise. If you do have a sizable fenced yard, your dog will still enjoy walking. It is an essential part of socializing your greyhound, to get him used to new sights, sounds, and odors that he has never encountered before. It is a great way to meet your neighbors, as they stop you to admire the new addition to your family.

JOGGING COMPANIONS

A greyhound can be an excellent jogging companion, but it will take time to toughen the pads of his feet, and for him to slow his stride to yours. Being sprinters, rather than long distance runners, they have to adjust gradually to longer distances.

Allow your dog to relieve himself after running, and again, an hour later, to prevent kidney tie-up. Use good judgment when choosing your route, avoiding hot pavement, lawn chemicals, rough terrain, and in winter, ice and salt on the road. Dog boots can be an aide in protecting the feet from sharp stones or ice.



THIEVERY AND CHEWING

Many greyhounds steal things in the beginning, although most are not destructive. They simply take items that appeal to them, and some will even start a small collection of valuables on, near or under their bed or some other favorite spot. Treasures found in greyhound stashes include: remote controls, milk jugs, trash, stuffed animals, eye glasses, dirty laundry, slippers, bones, dishes, Barbie Dolls, VCR tapes, screw drivers, pliers, garden tools, and vacuum cleaner attachments. Some specialize in soft items such as stuffed animals, washcloths, and socks. Others have affection for certain types of plastic. If you have a valued collection of some type, it is best to put it out of reach. The dog will quickly teach the family to put away prized possessions. Of course, some greyhounds never steal anything at all.

Greyhounds may also steal food off the counter, table, or buffet. They have been known to snatch sandwiches or cookies from a child's hand.

Only rarely will a greyhound gnaw on woodwork or furniture. If this should happen, "Bitter Apple" is a product available

in pet stores for discouraging this behavior. It comes in a liquid spray form, or in a paste, safe for most wood finishes.

The key to train is to distract the dog and take the item away from him, but immediately replace it with something that belongs to him. Praise the dog for good behavior, so he won't exhibit negative behavior for attention. The dog does not know what the rules are, so remove temptation, and supervise.

Don't fight battles that you can't win. If your greyhound is stealing trash, you will never convince him that trash isn't "yummy". Buy a trashcan with a lid, or move it to another location. If you have questions or problems, call your GPA Placement Rep.

Dogs don't think the way people do. One greyhound stole a box of liver treats, and consumed the entire contents. His owner found him in the living room bouncing up and down, as if to say, "I'm a good boy". He was always a good boy when he got one liver treat, so he was REALLY a good boy for eating all of them. The owner quietly cleaned up the shredded box, and made a mental note to put them out of reach next time.

OBEDIENCE CLASS



Greyhounds are normally well behaved, and respond well to positive reinforcement, and proper tones of voice. However, there are other reasons for attending an obedience class. Our retired racing dogs do not share a common language with us in the beginning. They do not know words or commands. They feel as we would, if we went to a foreign country where we didn't speak the language, and couldn't communicate. An obedience class can assist in establishing that common language between owner and dog.

Greyhounds are very pack oriented dogs. Obedience Class helps to strengthen the bond necessary for you to be the trusted leader of your pack. It can also build self-esteem in your pet. Until now, your dog was an athlete who reaped rewards from being a winner. He will benefit greatly from having a new way to be a winner, in your eyes.


Without proper guidance, a greyhound can become as spoiled and demanding as any other dog. Having chores to do every day (obedience commands used throughout the day) makes the dog earn praise and rewards. He learns that humans are in charge, and this aids in preventing the dog from taking the upper hand. Obedience commands can be as basic as putting your dog in a "sit, stay" and then releasing him to eat. Or try having your dog do a "down, stay" for a few minutes while you are getting ready for work.

Obedience class is a wonderful way to begin your dog's socialization. You may not end with a dog as well trained as Lassie, but you will both have a very satisfying sense of accomplishment. Greyhounds are intelligent, and a mind is a terrible thing to waste!!

As you give him the care he needs, and the mental, as well as physical exercise, your greyhound will blossom right before your eyes.



CHANGE OF ADDRESS / LOST GPA ID TAGS



Please report changes in you address or telephone number as soon as possible. Call us for lost GPA ID Tags and we will send a replacement. We also need to be notified if your Greyhound is deceased. Please contact us at

Greyhound Pet Adoptions of Central Florida
3525 Manassas Avenue
Melbourne, Florida, 32934
321-242-9010

greymomcrt@cfl.rr.com or cfgpa@cfl.rr.com

VACATIONS

If you have planned a trip and are depending on friends, relatives or neighbors to care for you greyhound, please share this Care Manual with them. Make sure that the person caring for your dog is aware of the following.

- Greyhounds **MUST** be leashed when not in a secured fenced –in area
- Do not leave greyhound outside, unattended, in a fenced yard – and **NEVER** tie a greyhound outside, under any circumstance
- Keep the collar bearing identification on the greyhound at all times
- Make available your vet’s name and phone number
- If the greyhound should get out, contact GPA immediately.

SUGGESTED READING

- Adopting The Racing Greyhound by Cynthia Branigan
 - Included in your adoption package
- Retired Racing Greyhounds for Dummies by Lee Livingood
- Greyhounds The Sporting Breed by Alan Lennox
- Play Training Your Dog by Patricia Gail Brunham
- A Dog is Listening by Roger A. Caras
- All About Greyhounds by Anne Rolins
- Help! My Dog Has An Attitude by Gwen Bohnenkamp
- The Reign of the Greyhound by Cynthia Branigan
- The Complete Book of Greyhounds by Julia Barnes
- Celebrating Greyhound Magazine by Greyhound Project (Online)
- **The Hounds Run by GPA Central Florida** is a yearly printed newsletter – subscription is included with yearly Membership



WHAT TO DO IF YOUR GREYHOUND IS LOST

Immediately **CALL GPA Central Florida, at 321-242-9010, or your Placement Rep to report your lost greyhound**

- When your dog is found, immediately notify GPA because volunteers may be searching for your dog.
- **DO NOT RUN OR CHASE AFTER THE GREYHOUND**
- Have a leash and your dog's special treats with you. Keep calling his/her name. If you see your dog, squat, and call him in a wonderful, high, happy tone of voice. **PRAISE** your dog for coming to you – **never scold him when he comes to you**
- **WALK ANOTHER DOG WITH YOU TO ENTICE YOUR DOG INTO COMING TO YOU**
- **ASK YOU NEIGHBORS AND NEIGHBORHOOD CHILDREN TO ASSIST YOU IN SEARCHING**
- Consider offering a reward. Be aware that scam operators may call you claiming to have your dog, when they don't
- **CALL VETS, HUMANE SOCIETIES, ANIMAL SHELTERS (in your city, county and surrounding counties and/or the cities) and RADIO/TV STATIONS. PUT AN AD IN YOUR LOCAL PAPER FOR THE NEXT POSSIBLE EDITION.**
- **POST SIGNS IN LOCATIONS THROUGHOUT YOUR AREA INCLUDING CONVENIENCE STORES, VET BULLETIN BOARDS, ETC.**
- The Sign should include: **REWARD – LOST DOG, COLOR, BREED, DATE LOST, YOUR PHONE NUMBER**
- **BE PERSISTENT, BE PREPARED TO RESPOND TO SIGHTINGS AND KEEP SEARCHING. CHECK YOUR ANSWERING MACHINE FREQUENTLY**
- **WHEN YOUR GREYHOUND HAS BEEN FOUND.**
 - Notify GPA and all volunteers searching for your dog
 - Adjust Collar if necessary
 - Have your dog checked by a vet for injuries
 - Repair fence, gate, or door. Install locks and automatic gate closure so you greyhound cannot escape
 - Do not leave your dog unattended for long periods in you fenced yard
 - Do not exercise your Greyhound off lead unless the area is totally fenced on all four sides and secured by gates.

GREYHOUND OWNERS TEN COMMANDMENTS

- *Thou shalt love and care for the greyhound as long as ye both shall live*
- *Thou shalt keep thy greyhound as an indoor pet*
- *Thou shalt keep ID on the Greyhound at all times*
- *Thou shalt discipline thy greyhound with a firm voice not a heavy hand*
- *Thou shalt provide thy greyhound with cool water, healthy food and a soft bed*
- *Thou shalt keep thy greyhound securely leashed when not in a safely enclosed area*
- *Thou shalt find a veterinarian who understands the special needs of thy greyhound with anesthesia*
- *Thou shalt use caution with the types of shampoos and flea products as certain chemicals are toxic to thy greyhound*
- *Thou shalt call freely upon a GPA rep if thou ever hast questions about thy greyhound*
- *Thou shalt rejoice that thou made the wise decision of adopting an ex-racing greyhound.*

Membership Application

Greyhound Pets Adoptions needs your support to help with our many expenses. The fee associated with adopting the greyhounds does not always cover our actual expenses. GPA Central Florida depends on donations to cover all emergency veterinary expenses, foster home supplies and many other costs incurred that are not met by adoption fees. Please consider becoming member. As a member you will receive our newsletter and be informed of events that are happening in our area.

GPA is a 501(c)3 organization dedicated to the placement of retired racing greyhounds. A copy of the Florida Registration and financial information may be obtained from the Division of Consumer Services by calling 800-435-7352 within the state. "Registration does not imply endorsement, approval or recommendation by the State."

Please take a few minutes to fill in and mail this application to:

Greyhound Pet Adoptions of Central Florida
3525 Manassas Ave, Melbourne, Fl., 32934

Name: _____

Street Address: _____

City, State, Zip: _____

Telephone: _____ e-mail _____

Type of Membership: General

Family \$25

Donor \$50

Activity Sponsor

Frontline Application for 6 greyhounds - \$30

Broken Leg Treatment sponsor

(member will receive bio on greyhounds and progress reports)

Donor to cover cost of x-rays - \$75

Donor to cover cost to Feed recovering greyhound for 6- 8 weeks - \$60

Donor to cover surgery \$200 - \$1,700

Special Testing or Treatment Sponsor

(member will receive bio on greyhounds who need special testing or help)

Donor for Detail Thyroid Testing - \$50

Donor for Thyroid Medications - \$75

Donor for Tick Titer testing - \$90

Donor for Returned Elder Greyhound Dental - \$100

Donor for Heartworm treatment - \$250

We need volunteers! Interested in becoming more involved in GPACF? Want more information on how you can help ?
YES NO

Let us know!

Great Savings

Local Area Pet Stores are very supportive of our program

EASY WAYS TO HELP:

- **Save Purina Weight Circles** – GPA is a Purina Pro club member and can redeem weight circles from Purina Dog Food and Cat Food. Please clip out and save the circles. This helps to significantly reduce the Dog Food expense that we incur taking care of hounds in our kennel. Circles can be mailed to GPA at 3525 Manassas Ave, Melbourne, FL, 32934.
- **Join us on Facebook. Check out our group and also our page**
 - **Group: Greyhound Pet Adoptions of Central Florida – ask to join**
 - **Page: Greyhound Pet Adoptions of Central FL - like us and share with your friends.**

NOTES:

PLACEMENT REPRESENTATIVE:

PHONE NUMBER: _____